



**Customer:** IHF Online  
**Address:** 5740 Logan St  
 Denver, CO 80216  
**Sample ID:** 1:1 AK-47 Terpsolate  
**Matrix:** Concentrates  
**Labnumber:** 21B0605-01 Total mass or volume per unit (g or mL): 1

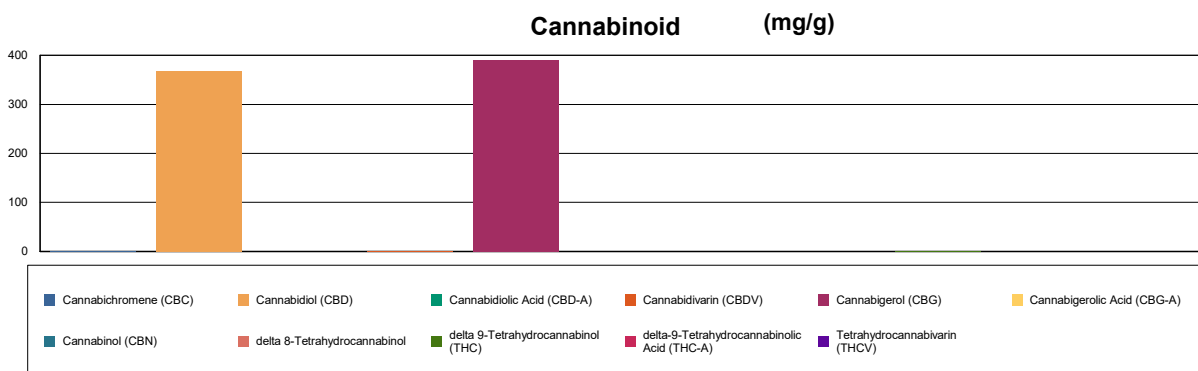
## Cannabinoid Profile

**Test Conditions:** 18°C  
**Extraction Technician:** SH  
**Analytical Chemist:** SH

| Extraction Date(s) | Analysis Date(s) |
|--------------------|------------------|
| 2/26/2021          | 2/26/2021        |

| Cannabinoids (HPLC)                         |            | Results |        |              |
|---|------------|---------|--------|--------------|
|   | LOD (mg/g) | %       | mg/g   | mg/container |
| Cannabidiol (CBD)                           | <0.40      |         |        |              |
| Cannabidiolic Acid (CBD-A)                  | <0.40      |         |        |              |
| Cannabigerol (CBG)                          |            | 38.98   | 390    | 390          |
| Cannabigerolic Acid (CBG-A)                 |            |         |        |              |
| Cannabidiol (CBD)                           |            | 36.74   | 367    | 367          |
| Tetrahydrocannabivarin (THCV)               | <0.40      |         |        |              |
| Cannabinol (CBN)                            | <0.40      |         |        |              |
| delta 9-Tetrahydrocannabinol (THC)          |            | 0.05    | 0.529  | 0.529        |
| delta 8-Tetrahydrocannabinol                | <0.40      |         |        |              |
| Cannabichromene (CBC)                       |            | 0.07    | 0.660  | 0.660        |
| delta-9-Tetrahydrocannabinolic Acid (THC-A) | <0.40      |         |        |              |
| Cannabinoids Total                          |            | %       | mg/g   |              |
| Max Active THC                              |            | 0.05    | 0.53   |              |
| Max Active CBD                              |            | 36.70   | 367.00 |              |
| T.Active Cannabinoids                       |            | 75.80   | 758.00 |              |
| Total Cannabinoids                          |            | 75.90   | 759.00 |              |

Following USDA guidelines on uncertainty, Altitude Consulting's uncertainty is calculated to be +/- 2% for all cannabinoids using a coverage factor of 2 (95% confidence interval). Measurement uncertainty has not been factored into reported values.



**Gary Brook - Laboratory Director - 3/1/2021**

Reporting Limits will vary based on sample extraction weight used for the analysis.

Altitude Consulting, LLC utilizes NIST traceable Reference Standards and Certified Reference Material to calibrate analytical instruments along with proven analytical methods. The methods are applied in the most ethical manner following good laboratory practice guidelines. The results of this report are based solely on the sample submitted and cannot be reproduced. Decision Rule: Measurement uncertainty is not accounted for in the reported values. Results are based solely on calculated numbers. Altitude Consulting makes no Statements of conformity. **Pesticide, metal, and microbial analyses are subcontracted to ISO 17025 laboratories.**



**Customer:** IHF Online  
**Address:** 5740 Logan St  
 Denver, CO 80216  
**Sample ID:** 1:1 GG4 Terpsolate  
**Matrix:** Concentrates  
**Labnumber:** 21B0605-02 Total mass or volume per unit (g or mL): 1

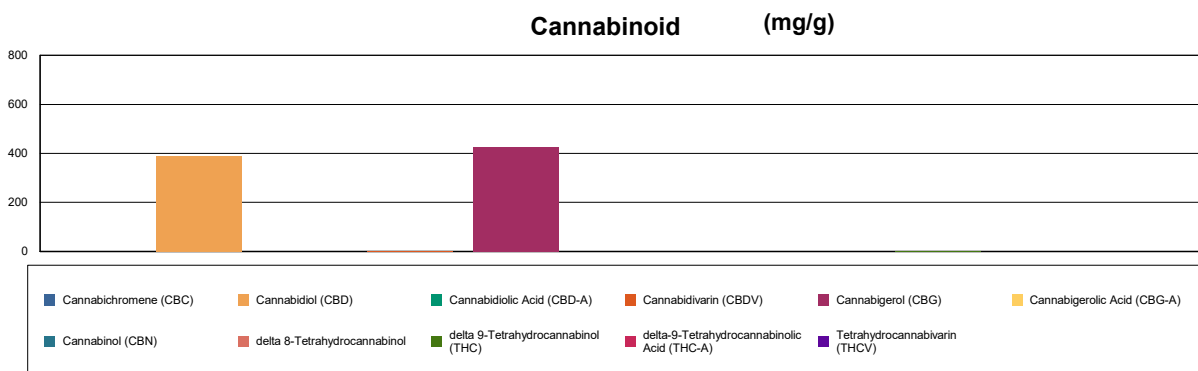
## Cannabinoid Profile

**Test Conditions:** 18°C  
**Extraction Technician:** SH  
**Analytical Chemist:** SH

| Extraction Date(s) | Analysis Date(s) |
|--------------------|------------------|
| 2/26/2021          | 2/26/2021        |

| Cannabinoids (HPLC)                         |            | Results |        |              |
|---|------------|---------|--------|--------------|
|   | LOD (mg/g) | %       | mg/g   | mg/container |
| Cannabidiol (CBD)                           | <0.40      |         |        |              |
| Cannabidiolic Acid (CBD-A)                  | <0.40      |         |        |              |
| Cannabigerol (CBG)                          |            | 42.46   | 425    | 425          |
| Cannabigerolic Acid (CBG-A)                 |            |         |        |              |
| Cannabidiol (CBD)                           |            | 38.90   | 389    | 389          |
| Tetrahydrocannabivarin (THCV)               | <0.40      |         |        |              |
| Cannabinol (CBN)                            | <0.40      |         |        |              |
| delta 9-Tetrahydrocannabinol (THC)          |            | 0.04    | 0.431  | 0.431        |
| delta 8-Tetrahydrocannabinol                | <0.40      |         |        |              |
| Cannabichromene (CBC)                       | <0.40      |         |        |              |
| delta-9-Tetrahydrocannabinolic Acid (THC-A) |            | 0.04    | 0.393  | 0.393        |
| Cannabinoids Total                          |            | %       | mg/g   |              |
| Max Active THC                              |            | 0.07    | 0.77   |              |
| Max Active CBD                              |            | 38.90   | 389.00 |              |
| T.Active Cannabinoids                       |            | 81.40   | 814.00 |              |
| Total Cannabinoids                          |            | 81.60   | 816.00 |              |

Following USDA guidelines on uncertainty, Altitude Consulting's uncertainty is calculated to be +/- 2% for all cannabinoids using a coverage factor of 2 (95% confidence interval). Measurement uncertainty has not been factored into reported values.



**Gary Brook - Laboratory Director - 3/1/2021**

Reporting Limits will vary based on sample extraction weight used for the analysis.

Altitude Consulting, LLC utilizes NIST traceable Reference Standards and Certified Reference Material to calibrate analytical instruments along with proven analytical methods. The methods are applied in the most ethical manner following good laboratory practice guidelines. The results of this report are based solely on the sample submitted and cannot be reproduced. Decision Rule: Measurement uncertainty is not accounted for in the reported values. Results are based solely on calculated numbers. Altitude Consulting makes no Statements of conformity. **Pesticide, metal, and microbial analyses are subcontracted to ISO 17025 laboratories.**









**Customer:** IHF Online  
**Address:** 5740 Logan St  
 Denver, CO 80216  
**Sample ID:** FS 10,000mg Batch CBDFS100-21  
**Matrix:** Tincture  
**Labnumber:** 21B0605-06

Density (g/mL): 0.9766

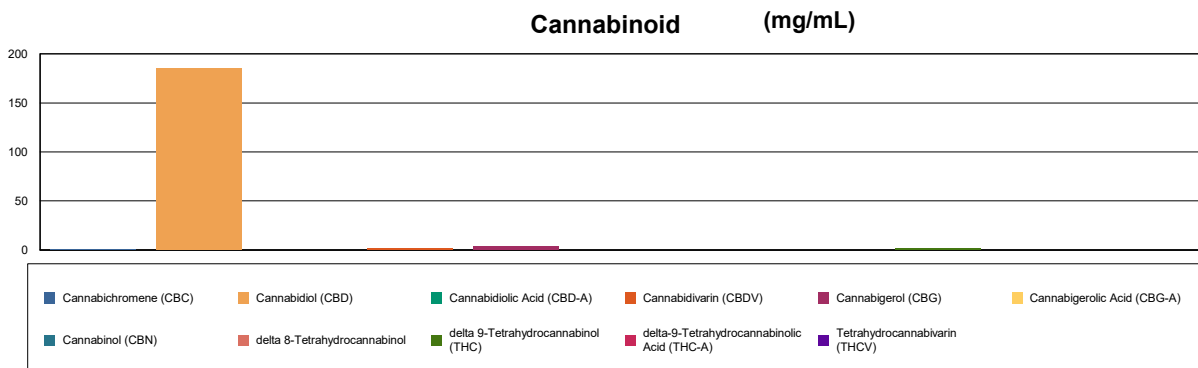
## Cannabinoid Profile

**Test Conditions:** 18°C  
**Extraction Technician:** SH  
**Analytical Chemist:** SH

| Extraction Date(s) | Analysis Date(s) |
|--------------------|------------------|
| 2/26/2021          | 2/26/2021        |

| Cannabinoids (HPLC)                         |             | Results |        |
|---|-------------|---------|--------|
|   | LOD (mg/mL) | %       | mg/mL  |
| Cannabidivarin (CBDV)                       |             | 0.18    | 1.78   |
| Cannabidiolic Acid (CBD-A)                  | <0.20       |         |        |
| Cannabigerolic Acid (CBG-A)                 | <0.20       |         |        |
| Cannabigerol (CBG)                          |             | 0.33    | 3.30   |
| Cannabidiol (CBD)                           |             | 18.49   | 185    |
| Tetrahydrocannabivarin (THCV)               | <0.20       |         |        |
| Cannabinol (CBN)                            | <0.20       |         |        |
| delta 9-Tetrahydrocannabinol (THC)          |             | 0.14    | 1.40   |
| delta 8-Tetrahydrocannabinol                | <0.20       |         |        |
| Cannabichromene (CBC)                       |             | 0.03    | 0.302  |
| delta-9-Tetrahydrocannabinolic Acid (THC-A) | <0.20       |         |        |
| Cannabinoids Total                          |             | %       | mg/mL  |
| Max Active THC                              |             | 0.14    | 1.40   |
| Max Active CBD                              |             | 18.50   | 185.00 |
| T.Active Cannabinoids                       |             | 19.00   | 190.00 |
| Total Cannabinoids                          |             | 19.20   | 192.00 |

Following USDA guidelines on uncertainty, Altitude Consulting's uncertainty is calculated to be +/- 2% for all cannabinoids using a coverage factor of 2 (95% confidence interval). Measurement uncertainty has not been factored into reported values.



**Gary Brook - Laboratory Director - 3/1/2021**

Reporting Limits will vary based on sample extraction weight used for the analysis.

Altitude Consulting, LLC utilizes NIST traceable Reference Standards and Certified Reference Material to calibrate analytical instruments along with proven analytical methods. The methods are applied in the most ethical manner following good laboratory practice guidelines. The results of this report are based solely on the sample submitted and cannot be reproduced. Decision Rule: Measurement uncertainty is not accounted for in the reported values. Results are based solely on calculated numbers. Altitude Consulting makes no Statements of conformity. **Pesticide, metal, and microbial analyses are subcontracted to ISO 17025 laboratories.**